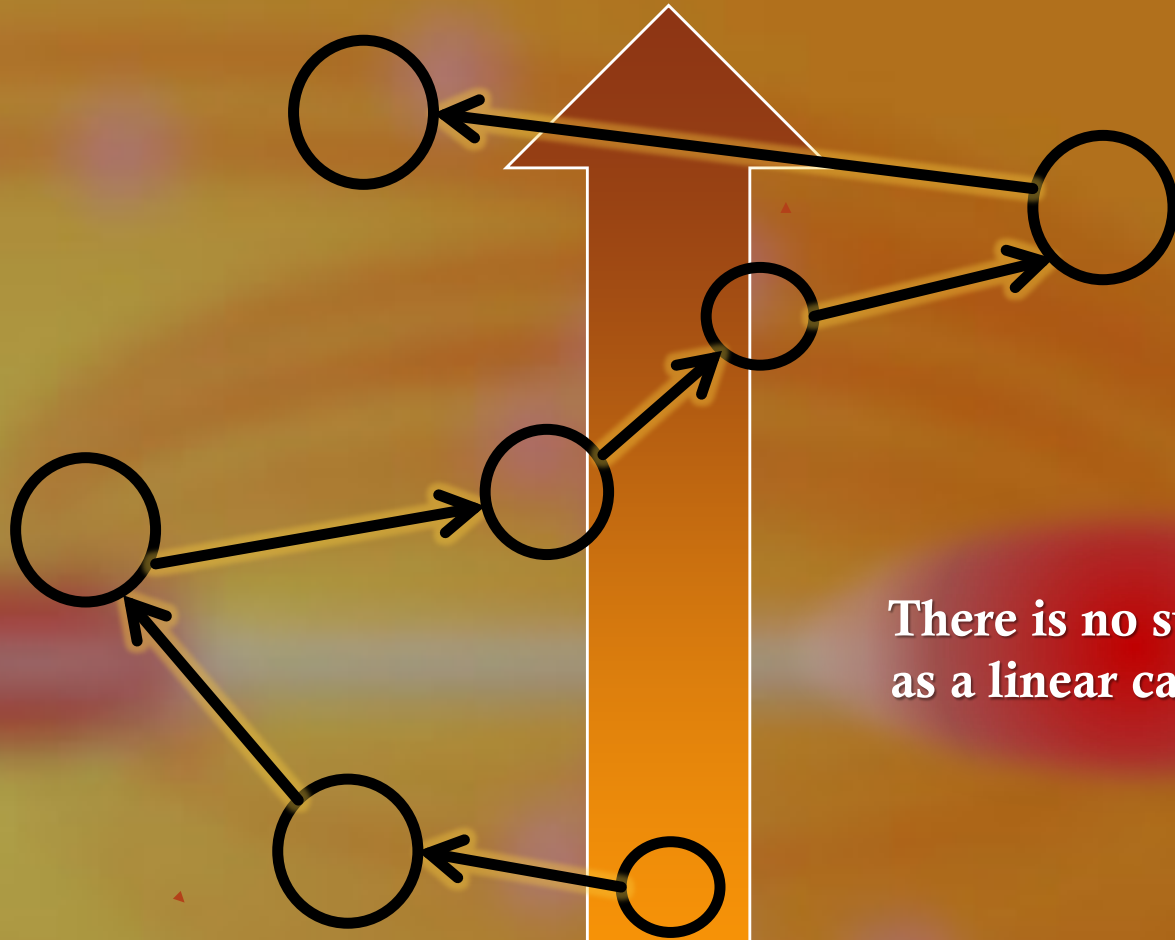


**WELCOME TO
COLLEGE NIGHT!**





**KEEP
CALM
AND
GET INTO
COLLEGE**



**There is no such thing
as a linear career path**



REFRAME:

What do you want
to grow into?

Preparation is Key

- ☐ Create your personal compass
- ☐ Gather lots of information and prioritize your must-have items, including budget limits (make it fun!)
- ☐ Network (v.) and get feedback and advice from people you trust
- ☐ Prepare your résumé – Performance AND Business
- ☐ Visit campus and audition for programs
- ☐ Take standardized tests (not always required for admission, but may help with financial aid)
- ☐ Write an essay (not always required for admission, but may help if you have a bad audition)
- ☐ Submit your application and transcript
- ☐ Apply for aid and scholarships (FAFSA, institutional aid, community grants, etc.)
- ☐ Get a part time job and take on more responsibility
- ☐ Learn the value of time and learn to manage it
- ☐ You don't have to know everything (yet)
- ☐ Plan, Prepare, Perform (execute the plan)

Explore your
possibilities



Changes with College admissions

- Colleges are becoming more selective
- Online applications and the common app
- The average number of applications has increased
 - This means that readers are spending less time with each application
 - More emphasis on academic strength than class rank and recommendations
- Spend more time on your admission essay and supplemental materials for your discipline!

Get a <http://www.collegeboard.org> account early!
Accounts available for parents to stay up to speed.

Higher Education in the Arts

Types of Programs

- ▣ Private
- ▣ Public
- ▣ 2 year, 4 year, accelerated 5 years with Masters
Overseas programs (maybe not during covid...)

Undergraduate Degrees

- ▣ AA
- ▣ BFA, BA, BM (bachelor of music)

120 Credits to graduate from most schools
BFA- more credits in the arts area than a BA

College Research!

College Research Worksheet

	College #	College #	College #	College #
Name:				
Location				
Type				
Campus Life (Size and location)				
Admission (Percentile accepted)				
Average GPA and SAT score				
Application Fee				
Early Action or Decision available?				
Regular Admission Deadline				
tuition cost				
Estimate amount of financial Aid Needed				

Its never to early to start your college research! Be aware that items like tuition, average GPA & SAT, application fees are subject to change yearly.

If you can't find the info you need...

Never Assume any information is the same as another college.

**Ask an Admissions
Representative!**

Email is best for response time
and tracking.

Some Useful Websites

- ▣ <http://unifiedauditions.com/>
- ▣ <https://www.broadwayworld.com/article/Everything-You-Need-To-Know-About-Unified-College-Auditions-20190620>
- ▣ <http://www.nacacnet.org/>
- ▣ <https://www.princetonreview.com/college-search>

ADMISSIONS

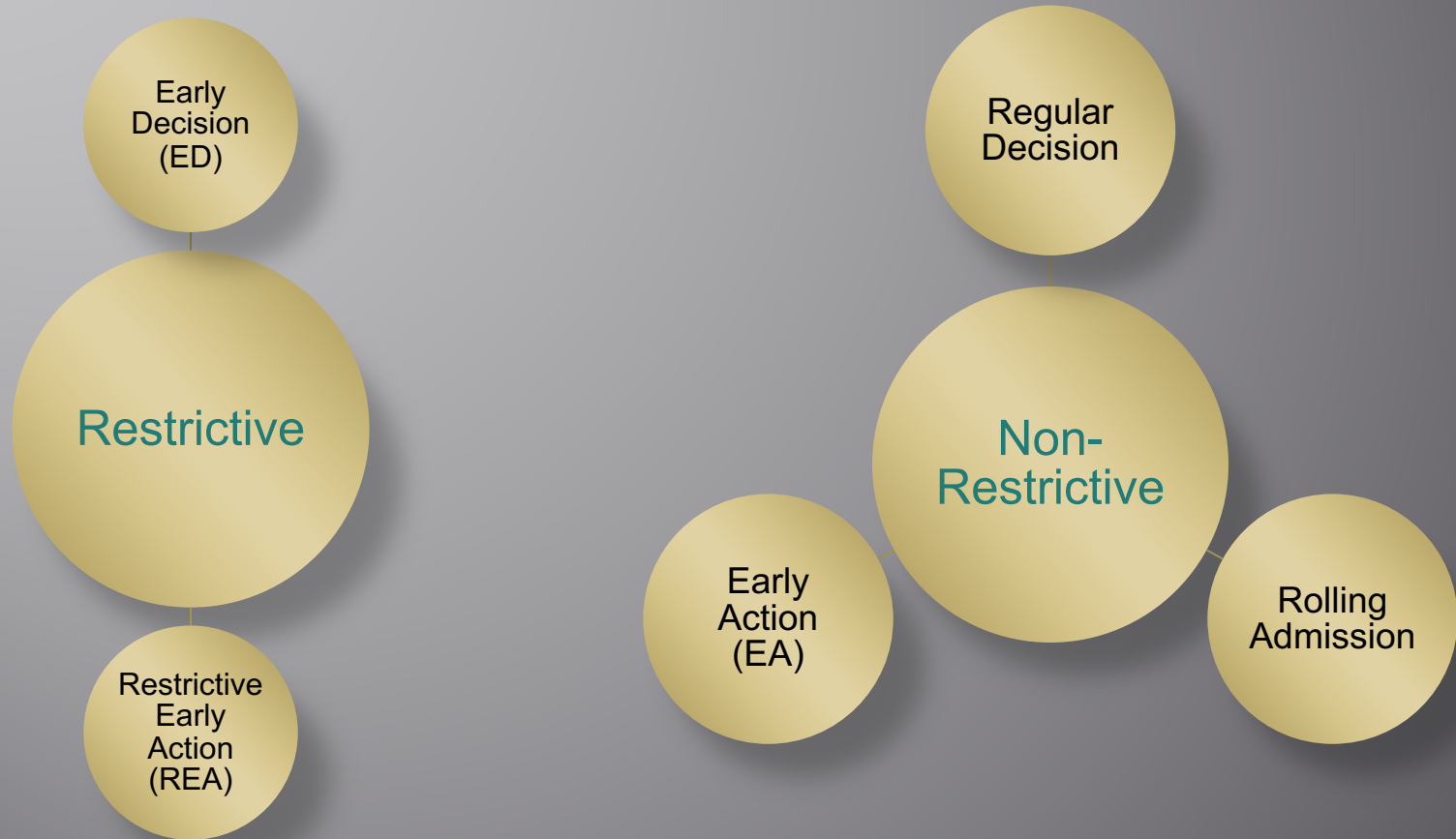
**Making Sense
of it All**

How to approach the application process

- ▣ **Be Yourself:** there is no mythical formula for what colleges or universities are seeking
- ▣ You never know what it is about you that will stand out
- ▣ Understand that the process is holistic

- ▣ **Get in the driver's seat:** Make sure it is YOUR voice that comes through in the application
- ▣ Learn how to articulate your strengths, hopes & experiences

What are the different types of Admission Options?



When you want a faster admissions response...

Earlier application period (November)

Earlier decision sent to you (December/January)

Varies for each college, please read their requirements carefully!

EARLY DECISION (ED)

VS

EARLY ACTION (EA)

- ▣ You're **SURE** this is the #1 school for you!
- ▣ **Binding decision**, you must withdraw your other applications if accepted *and* offers you enough financial aid

- ▣ Plans are not binding, commit or wait to give a response
- ▣ You can apply to multiple EA schools

New Early Action Option...

EARLY ACTION (EA)

VS

- Plans are not binding, commit or wait to give a response
- You can apply to multiple EA schools

RESTRICTIVE EARLY ACTION (REA) AKA SINGLE-CHOICE EARLY ACTION

- Plans are not binding, commit or wait to give a response
- You can apply to only one EA school, once you get a decision you can apply to other EA schools after a certain date
- Schools like Yale and Harvard use these as application options

The Term “Admission”

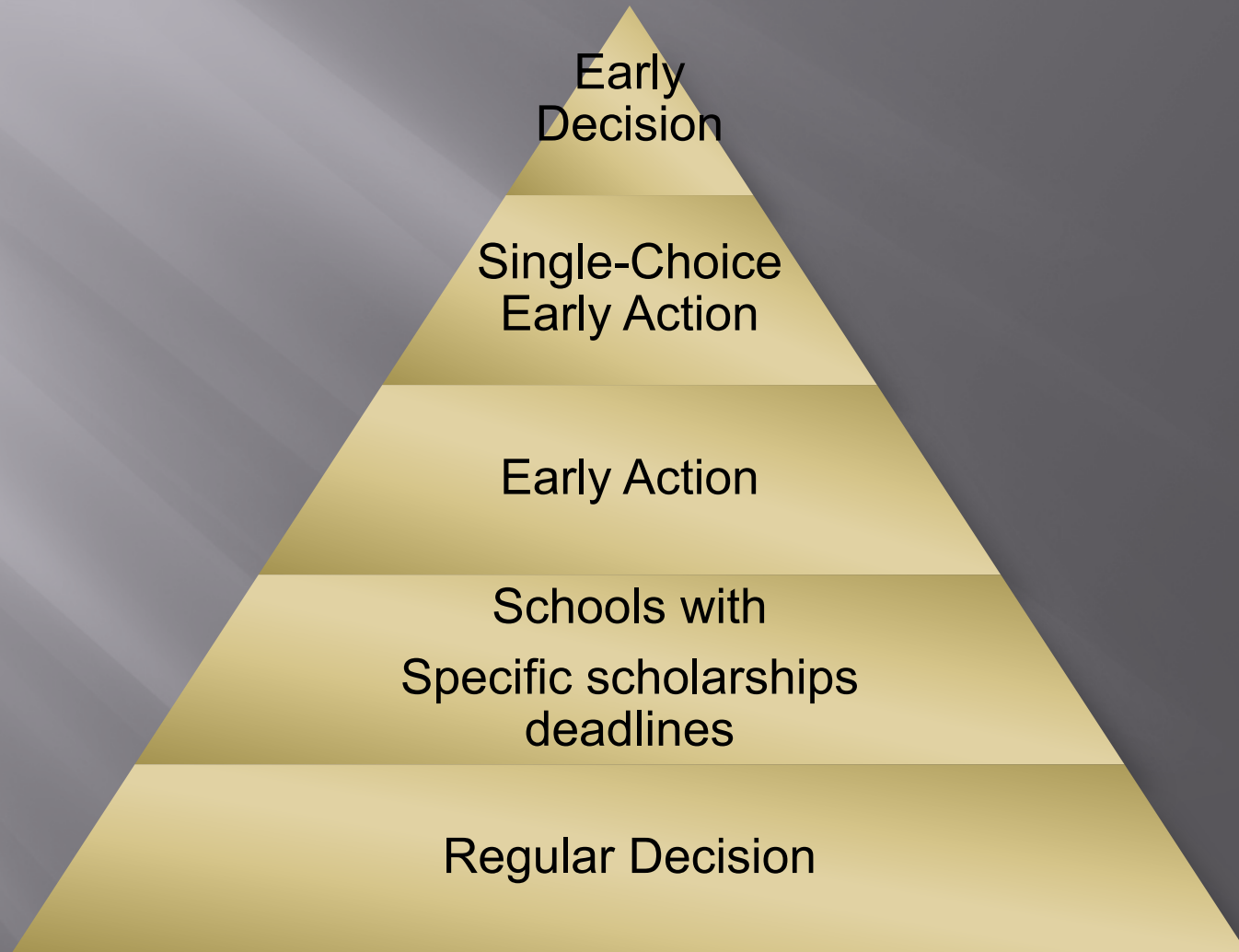
REGULAR ADMISSION

- ▣ This deadline is the general admission deadline, schools may have different deadlines for scholarship consideration
- ▣ Must have all application materials in by this deadline
- ▣ Usually their FINAL incoming freshman deadline!
- ▣ Does ***not*** give advanced notice for decision. Decision letters go out at the same time.

ROLLING ADMISSION

- ▣ Means “first come, first serve” school and can apply to any of their decision types
- ▣ The applicant’s files are evaluated when complete and a decision is sent soon after
- ▣ Colleges often have admissions cycles that extended into summer
- ▣ Complete your application as early as possible; available spaces may fill!

Prioritize your applications



Make an admissions tracker!

College Application Deadlines Worksheet.

	College 1:	College 2:	College 3:	College 4:	Backup:
Early Decision	Date				
Early Action (Make sure to read all deadline info!)					
School Specific Scholarship Deadline					
Regular Decision Deadline					
Financial Aid Info sent via FAFSA					

Making your high school homework/assignment deadlines is practice for college application season!

Ready to apply!

Application

Basic Contents

Materials Sent Separately

Arts Related

Online:
University Website
Or
Common Application

Personal Information

Essay
(Scholarship extras)

Resume/Extracurricular

References

Academic Records

Supplemental
Materials

Teacher
Recommendations

SAT or ACT scores

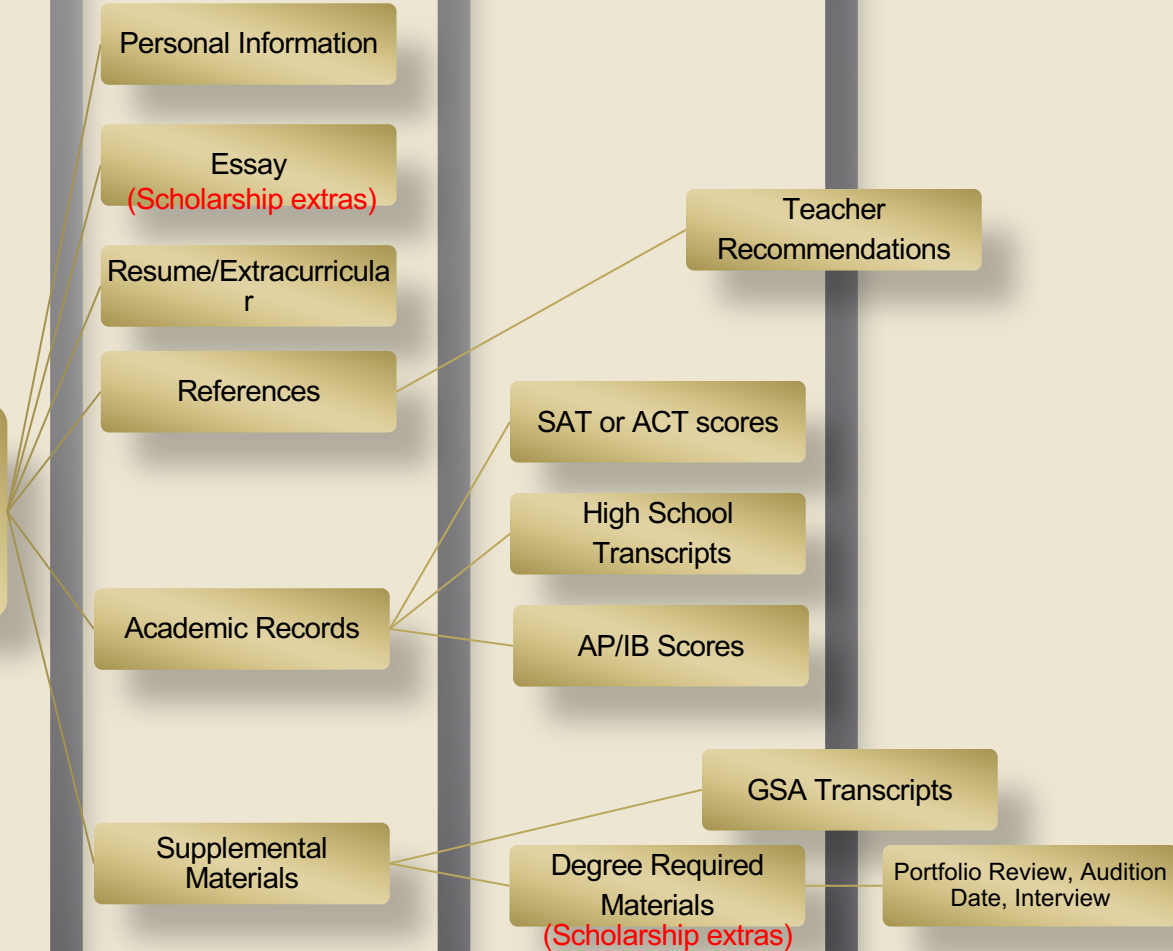
High School
Transcripts

AP/IB Scores

GSA Transcripts

Degree Required
Materials
(Scholarship extras)

Portfolio Review, Audition
Date, Interview



Covid-19 Changes Things.....

- ▣ Universities are accepting ONLINE auditions and interviews.
- ▣ Holding virtual auditions
- ▣ Look closely at each website to find requirements for how to submit materials
- ▣ Many want you to complete the application first and then upload materials at a later date

What the colleges look for

Is there clear evidence of intellectual engagement?

What does this student want to get from our university?

What kind of impact will this student have on our campus?

What is the student like personality – wise?

Holistic Review



ACADEMIC
INFORMATION



EXTRA- CURRICULA
INVOLVEMENT



RECOMMENDATIONS



ESSAYS



POSSIBLE INTERVIEW

BREAKDOWN OF APPLICATION COMPONENTS

Extra- Curricular Activities

- ❑ Not about “What” - it’s about “why”
- ❑ Use thoughtfully the space provided on the Common Application
- ❑ it’s what you are passionate about that matters

Essays


- ❑ Not “what should I write about” but “what should someone know about me”
- ❑ If your best friend read your essay, without you telling them, would they know you wrote it?

School-Specific Essays

- ❑ Always answer the question you’ve been asked
- ❑ Make it specific to the university you are applying – Do your research!

Ready! Set! Go!

- ▣ The application:
 - Read it carefully first
 - Print out an application to use as a master that has all necessary info
- ▣ Transcripts:
 - Request early from both HS and GSA
- ▣ Recommendations
 - Create a packet for your teacher: A cover letter, resume and everything they need to make your reference.
 - Give them 3-4 weeks to complete
- ▣ The Essay
 - Work on it! Have it reviewed!



Nurture relationships with your teachers for future recommendations

Staying Organized is Essential!

Application Checklist

College: _____

	Check!	Notes?
Get the application online or hardcopy		
-Make a note of the regular application deadline		
-Make a note of the early application deadline		
-Make a note for their scholarship deadline		
Sending Transcripts:		
-Request high school transcript sent		
-Request GSA transcript (provide stamped envelope to the office)		
-Request midyear grade report sent		
Sending Test Scores:		
-Take/ retake required recommended tests (e.g., SAT Subject Tests, AP Exams, IB exams)		
-Take an admission test, if required (e.g. TOEFL)		
-Send admission-test scores		
-Send other test scores		
Prepare Arts Related Materials		
-Have it reviewed by GSA teacher		
-Request Portfolio review/Schedule audition		
-Prepare for in person review		
-Submit final Arts related supplements for application		
Request recommendation letters and include the following:		
-Cover Letter including info on school deadlines		
-Resume		
-Portfolio or Images of performances		
-Stamped and addressed envelopes, or online links		
-Send thank-you notes to recommendation writers		
Admissions essay/supplements:		
-Draft initial essay		
-Proofread essay for spelling and grammar		

- Keep a binder specifically for college admission
- Section off the different colleges you are applying to
- Keep the checklist for each college updated!

Students applying to pre-college programs need to be equally organized!

Admissions Resources

- Your high school counselor
- College websites' admissions pages
 - Admissions rep/counselor for your degree program
 - FAQ pages specific to their admissions process
- GSA Full Time Faculty
- Online Resources:
 - National Association for College Admission Counseling (<http://www.nacacnet.org>: Student and parent resources)

College open houses are some of the best resources for understanding admissions processes! Many are virtual now.

FINANCIAL AID

DO

Gather your materials:

- Tax returns for you and/or your parents
- Asset records for you and/or your parents, including bank statements and investments
- Social Security numbers for you and your parents
- Driver's license or government ID
- Federal school codes for the schools you will be applying to
- FSA ID

DO


Fill out the application early.

- Application will be available October 1.
- Financial aid at some schools is first come, first served, so apply as early as possible.

DO

Fill out the FAFSA online.

- It takes about 30 minutes.
- Take advantage of the IRS Data Retrieval Tool to automatically transfer your tax info.



DON'T

Skip the FAFSA.

- Most people qualify for some financial aid.
- It's the first step toward paying for college.

Funding sources to also consider:

- Scholarships
- Grants
- Employer contributions
- Community grants
- Religious affiliations
- Federal Work Study
- Part time job
- Loans



FAFSA™
FREE APPLICATION for FEDERAL STUDENT AID

Step One (Student): For questions 1-31, leave blank any questions that do not apply to you (the student).

1. Last name

2. First name

3. Your mailing address (include apt. number)

4. Number and street (include apt. number)

5. City (and country if not U.S.)

6. State

7. Your date of birth

8. Your Social Security Number

9. Your driver's license state (if you have one)

10. Your e-mail address

11. Driver's license number

12. Your e-mail address (if you provide your e-mail address, we will communicate with you electronically. For those who do not have an e-mail address, leave this field blank.)

13. Are you a U.S. citizen? Mark only one. See Notes page 2.

14. What is your marital status as of today? Mark only one. See Notes page 2.

15. Did you become a legal resident of this state before January 1, 2008?

WHY ACCOUNT OWNERSHIP MATTERS

Parent-owned



College savings held in a parent's name have less impact on an application for needs-based financial aid.¹

Student-owned



College savings held in the student's name can negatively affect how much financial aid the student is eligible for.²

HOW TO PAY FOR COLLEGE

529 College Savings Plans/ 529 Prepaid Tuition Plans



Parent-owned plans used to cover the dependent's future education expenses (elementary, secondary, or college).³

Custodial Accounts (UTMA/UGMA)⁴



Student-owned accounts set up for a dependent and administered by a legal guardian.

FAFSA

- FAFSA:
 - “Free Application for Federal Student Aid”
 - Used to apply for:
 - Federal Financial Aid
 - Grants
 - Student Loans
 - Work Study
- Applications open October 1st! Online Application or call for a paper application to be mailed to you.
- Apply even if don't think you are eligible, schools still look at the results to award non-federal aid
- <http://www.fafsa.ed.gov/>

Financial Aid

Federal Student Aid- Financial Aid Toolkit

QuestBridge

Federal Student Aid

Collegedata.com

Access College Foundation

CSS Financial Aid

Resources from Senator Mark Warner's office:

<https://www.warner.senate.gov/public/index.cfm/student-resources#before>

Tips for getting FAFSA ready

- Read the new guidelines CAREFULLY!
- Get your W2 and financial records together
 - You can submit with an estimated income and update FAFSA with official W2 later. Give the best estimate possible!
- Check the additional handout provided

School Scholarships

- Candidate selections for scholarships differ between institutions
- Need based Vs Merit based scholarship
- Read the deadlines carefully. To be considered for School Scholarships you may have to apply ahead of the regular admission deadline.
- Check to make sure you are fulfilling scholarship requirements in the application: Specific Essays? Additional materials?
- Ask an admissions counselor if you can't find the information you are looking for.

IN THE MEANTIME

- Keep your contact information up to date
- Continue with college visits. Call ahead for appointments with financial aid, admissions, advisors
- Research pre-college programs for next summer
- Don't forget thank-you notes
- Take the SAT I, SAT Subject Tests and ACT
- Work on essays & review application procedures for selected colleges
- Decide if you are going to apply under Early Decision or Early Action
- Read your college mail & send reply cards

Successful people are not just
gifted

▣ Successful people
work hard, then
succeed on purpose